

SKKD 170F



SEMIPACK[®] 2

Fast Diode Modules

SKKD 170F

Features


- CAL (controlled axial lifetime) technology, patent No. DE 43 10 44
- Heat transfer through ceramic isolated metal baseplate
- Very short recovery times
- Very soft recovery over the whole current range
- Low switching losses
- UL recognized, file no. E 63532

Typical Applications

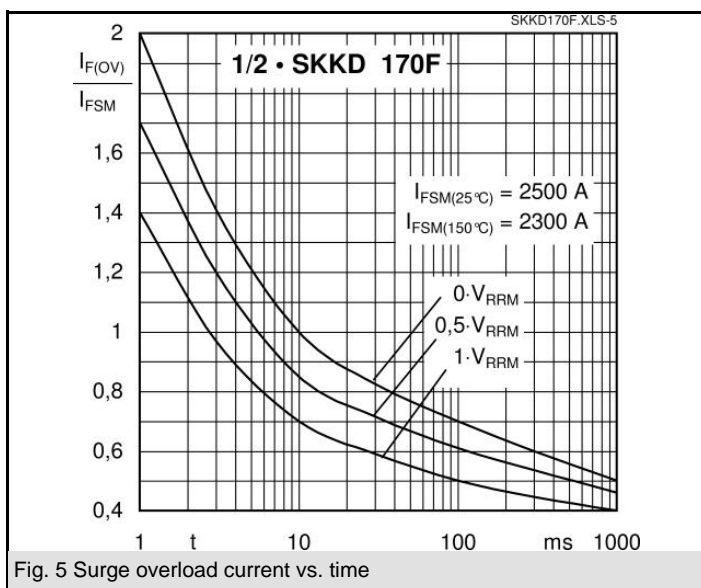
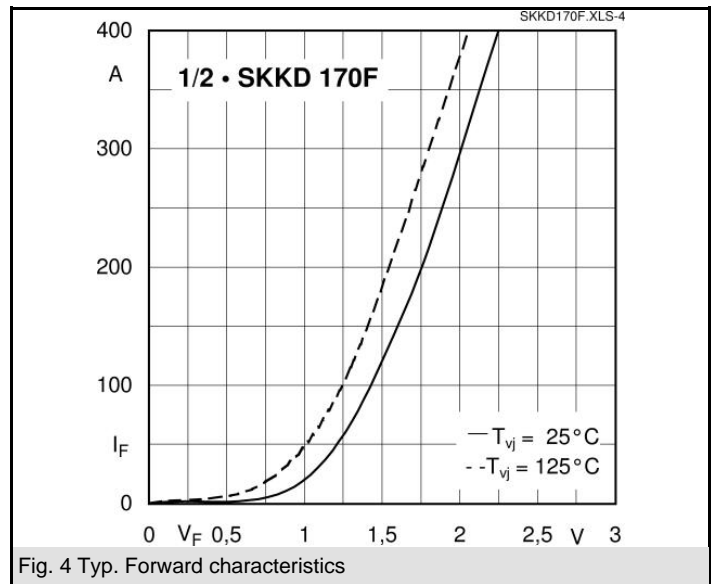
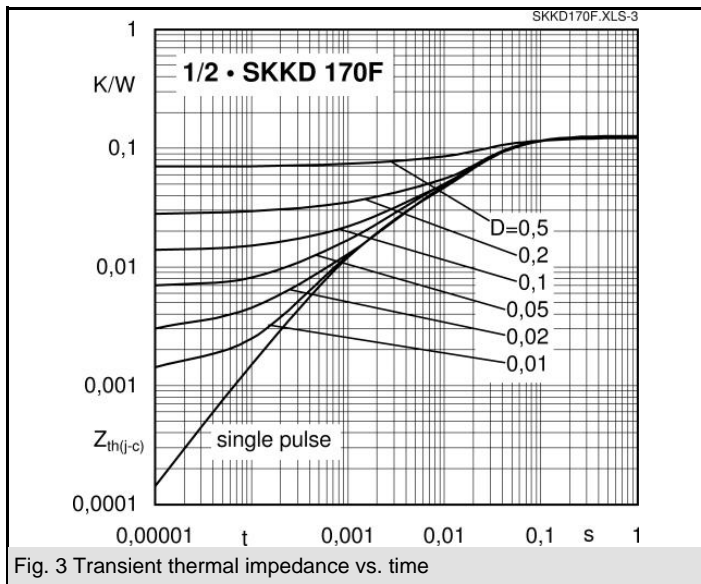
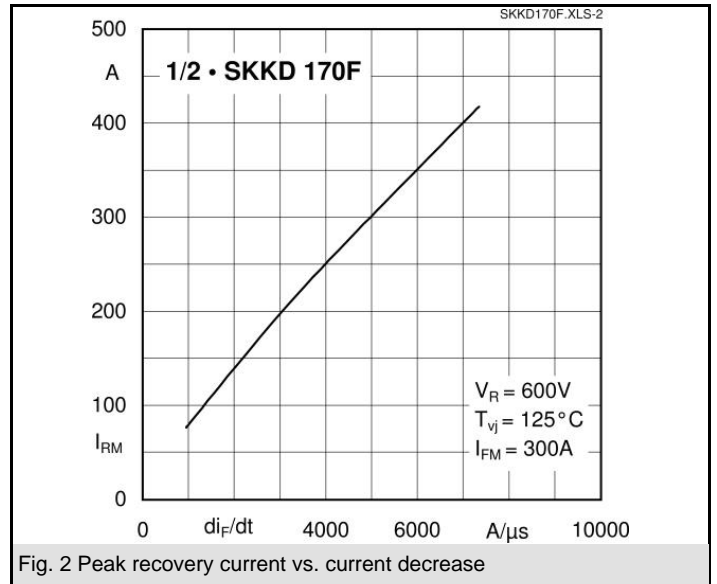
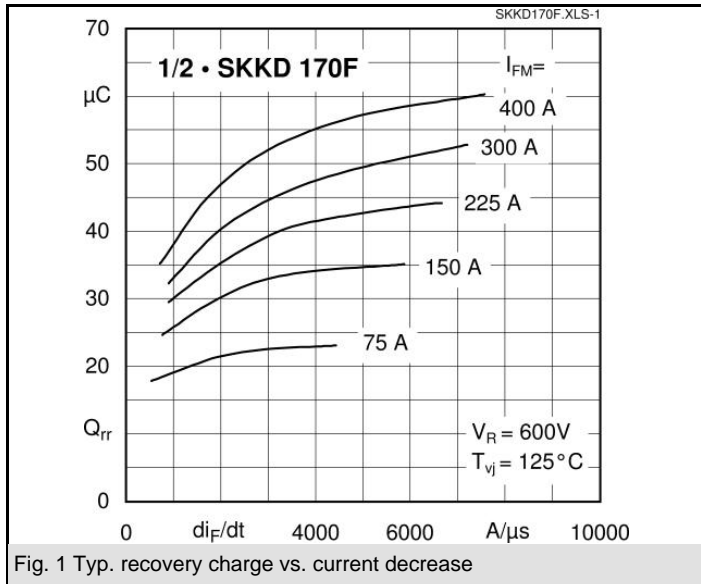
- Self-commutated inverters
- DC choppers
- AC motor speed control
- Inductive heating
- Uninterruptible power supplies
- Electronic welders
- General power switching applications

V_{RSM} V	V_{RRM} V	$I_{FRMS} = 320$ A (maximum value for continuous operation)	
1200	1200	$I_{FAV} = 170$ A (sin. 180; $T_c = 85$ °C)	
		SKKD 170F12	

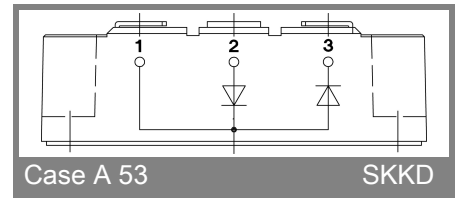
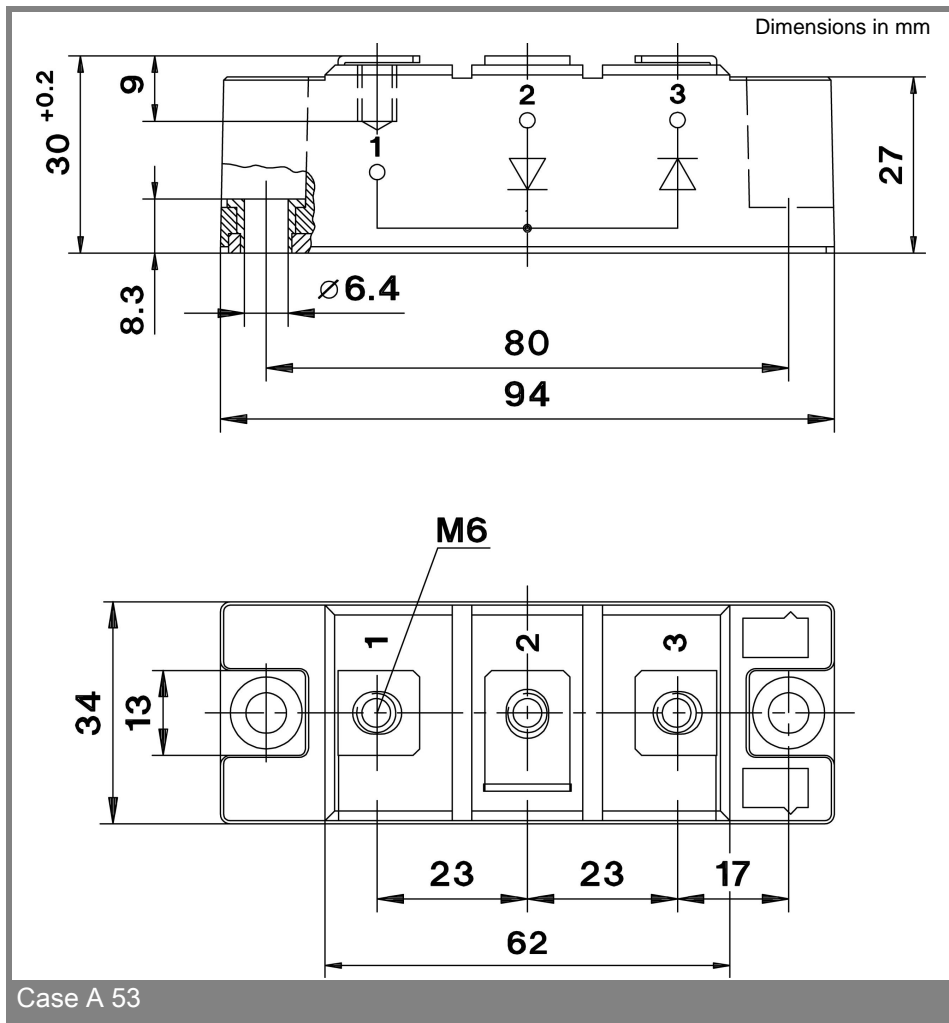
Symbol	Conditions	Values	Units
I_{FAV}	sin. 180; $T_c = 85$ (100) °C	170 (145)	A
I_{FSM}	$T_{vj} = 25$ °C; 10 ms	2500	A
	$T_{vj} = 150$ °C; 10 ms	2300	A
i^2t	$T_{vj} = 25$ °C; 8,3 ... 10 ms	31250	A ² s
	$T_{vj} = 150$ °C; 8,3 ... 10 ms	26450	A ² s
V_F	$T_{vj} = 25$ °C; $I_F = 170$ A	max. 2	V
$V_{(TO)}$	$T_{vj} = 150$ °C	max. 1,2	V
r_T	$T_{vj} = 150$ °C	max. 3,5	mΩ
I_{RD}	$T_{vj} = 25$ °C; $V_{RD} = V_{RRM}$	max. 1	mA
I_{RD}	$T_{vj} = 150$ °C; $V_{RD} = V_{RRM}$	max. 60	mA
Q_{rr}	$T_{vj} = 125$ °C, $I_F = 170$ A,	28	μC
I_{RM}	$-di/dt = 1000$ A/μs, $V_R = 600$ V	80	A
t_{rr}		960	ns
E_{rr}		5	mJ
$R_{th(j-c)}$	per diode / per module	0,14 / 0,07	K/W
$R_{th(c-s)}$	per diode / per module	0,1 / 0,05	K/W
T_{vj}		- 40 ... + 150	°C
T_{stg}		- 40 ... + 125	°C
V_{isol}	a. c. 50 Hz; r.m.s.; 1 s / 1 min.	4800 / 4000	V~
M_s	to heatsink	5 ± 15 %	Nm
M_t	to terminal	5 ± 15 %	Nm
a		5 * 9,81	m/s ²
m	approx.	153	g
Case		A 53	



SKKD



SKKD 170F



This technical information specifies semiconductor devices but promises no characteristics. No warranty or guarantee expressed or implied is made regarding delivery, performance or suitability.